



District Report Card: 2017


State: Chhattisgarh	District: Raigarh (chhattisgarh)
Class: 8	Subject: Language
Schools: 51	Students: 1107


Participation/Coverage


Students

GENDER 	Boys		Girls	
	Number	%	Number	%
	579	52.30	528	47.70

AREA 	Rural		Urban	
	Number	%	Number	%
	981	88.62	126	11.38

CATEGORY 	SC		ST		OBC		GEN	
	Number	%	Number	%	Number	%	Number	%
	209	18.88	448	40.47	434	39.21	16	1.45

CWSN 	LD	VI	HI	S&LD	ID	Oth
	2	1	1	1	0	26

Management 	Government		Government-aided	
	Number	%	Number	%
	1053	95.12	54	4.88

Average Performance of Students in Language (%)

Overall	Gender		Area		Management		Social Group			
	Male	Female	Rural	Urban	Govt.	Aided	SC	ST	OBC	GEN
57.56	55.51	59.81	57.16	60.69	57.23	63.95	59.20	54.43	59.80	62.92

Performance on Learning Outcomes (LOs)

Learning Outcomes	Description	Average Performance(%)
L813	Read textual/non-textual materials with comprehension and identifies the details, characters, main idea and sequence of ideas and events while reading	57.56

Range of Performance of Students who Answered Correctly							
Below 30%		30% - 50%		50% - 75%		Above 75%	
Number	%	Number	%	Number	%	Number	%
135	12.20	275	24.84	441	39.84	256	23.13

Lowest Performing Learning Outcomes (LOs)

1 - Read textual/non-textual materials with comprehension and identifies the details, characters, main idea and sequence of ideas and events while reading (57.56)